

Username Recovery & Password Reset



A customer's guide on how to recover your username and reset your password. If you need to update any other account information, please call us at 800-390-4212.

Username Recovery:

1. Go to LimaOne.com and click 'Login' at the top right of the screen.



2. Click on 'User ID' in the 'Forgot your User ID or Password' section.




<p>Begin New Application</p> <p>New Application</p>	<p>Existing Users, Please Log In:</p> <p>User ID <input type="text"/></p> <p>Password <input type="password"/></p> <p><input checked="" type="checkbox"/> Remember Me?</p> <p>Login</p> <p>Forgot your User ID or Password?</p>
---	---

3. Enter your social security number, check the Recaptcha checkbox, and click 'Submit.' Your username will be sent to the email associated with your account.

Help us verify your identity.

For your security, please fill out the information below.

SSN:

I'm not a robot  reCAPTCHA
Privacy - Terms

Password Reset:

1. Click on 'Password' in the 'Forgot your User ID or Password' section.



Begin New Application


Existing Users, Please Log In:

User ID

Password

Remember Me?

Forgot your User ID or



2. Fill out the textboxes, check the Recaptcha checkbox, and click 'Submit.' A temporary password link will be sent to you in an email.

Note: the password reset link in the email is only to be used *once* to reset your password. Please visit LimaOne.com and click on 'Login' at the top right of the screen to log into your account.


Help us verify your identity.

For your security, please fill out the information below.
Upon verification an email will be sent containing a password reset link.

User ID:

Email Address:

SSN:

I'm not a robot 
reCAPTCHA
[Privacy - Terms](#)

[Reset Password](#)

[Forgot User ID?](#)